

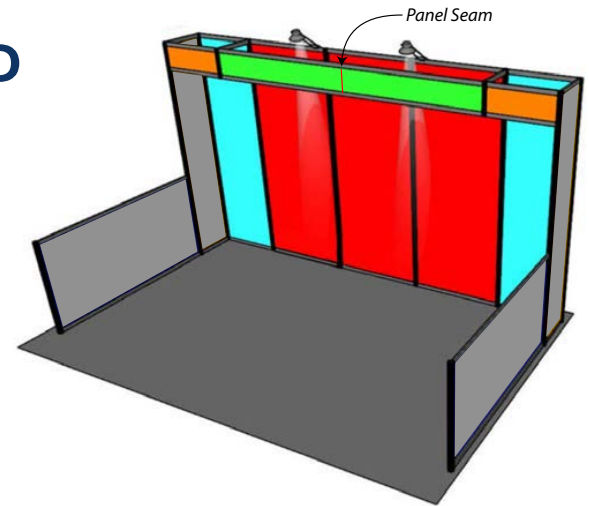
PREPARING YOUR GRAPHIC FILES

10' X 15' PREMIUM EXHIBIT - 0061D

Infill graphic panel quantities and dimensions

COLOR	WIDTH (mm)	HEIGHT (mm)	QTY.
	960 mm	2405 mm	3
	670 mm	2405 mm	2
	2935 mm*	235 mm	1
	670 mm	235 mm	2

* This panel will have a vertical seam in the center



Note: Graphic infill panels are printed on Falconboard. Un-printed (blank) infill panels come in standard Grey PVC. For additional options and costs, contact an Art Craft representative.

When building your art files the instructions below must be followed EXACTLY. Failure to follow any of these instructions may result in delays and or additional charges:

- Acceptable file types: JPG or PDF
- Design each panel at 100% scale using the dimensions provided. (NO BLEED – we will add bleed on our end).
- **Provide a separate file for each panel ordered.**
- PLEASE DO NOT USE CROP, BLEED OR ANY OTHER PRINTER MARKS.
- Use CMYK color space. **If color matching is critical to your design, see important notes below.**
- Resolution should be between 90 ppi minimum and **150 ppi MAXIMUM** (36 - 60 pixels per cm) at actual size. Please check the resolution of your files before uploading them. The best way to do this is to open each of your files, set your zoom level to 100% and scroll around the entire image area to see how the image will look when printed. See **Fig. 1** below. **If the file looks blurry or pixelated on your screen at 100%, it WILL print that way.**
- Convert all type to outlines and embed all linked content.
- Place completed art files in one ZIP folder and upload them to us by clicking on the following link: <https://www.hightail.com/u/ArtCraftSigns> (there is no charge or sign-up required to use this service).
- Please keep in mind the location of the vertical supports in your booth. It's best if you can design your layout in such a way that the posts do not interfere with your design. This is especially important when you have text that spans more than one panel. See **Fig. 2** below.
- If you are renting a standard-height modular booth with a header, keep in mind that the header will obstruct the top 12" (300 mm) of each back wall panel as shown below. See **Fig. 3** below. It is recommended that no important information is placed in the top 12" (300 mm) of the back wall panels.

Fig 1:



Fig 2:

Panels are separated by a 29 mm gap
Frame conceals 11.5 mm of each panel on all 4 edges.

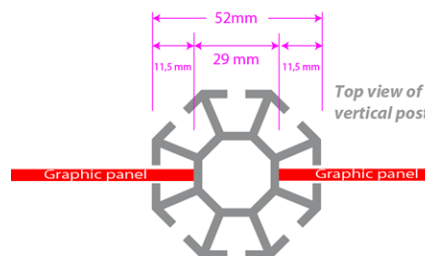
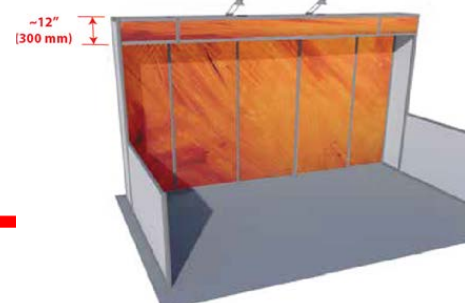


Fig 3:



Colors: It is important to note that our large format printers do not use Pantone inks. All graphic prints are made using a process color printing system similar to your home computer's inkjet printer. Most specified PMS colors will be close, but may not be exact matches. If you require color matching services, contact us right away. Note: there will be an extra charge for color-matching services and turn-around times will generally increase by 4-6 additional business days.

